

Getting to the Museum

Find us at:

Oxford Town Hall, St Aldate's, Oxford, OX1 1BX.

<https://w3w.co/reveal.windy.sharp>

Travelling here:

By bus: Via Gloucester Green bus station. Many local buses stop on St Aldate's road.

By bike: There are bike racks near Carfax on Queens Street and 10 bike rings you can use attached to the Town Hall.

By car: If you need to take the car, we recommend using the Park and Ride. Find out more about the Park and Ride [here](#).

We are open Mondays to Saturdays, from 10am to 5pm. Our last entry is at 4:30pm. We are closed on Sundays. You do not have to pay or have a ticket to enter the Museum.

When you arrive at the Museum

The Museum of Oxford is inside another building, called the Oxford Town Hall. Oxford Town Hall is on a busy, noisy road.

You can get into the main entrance of Oxford Town Hall by climbing up the stone steps and pulling open the big wooden doors.

You will see a large staircase in front of you. You will also see a desk to left of the doors. People called the Keepers work behind the desk. They help look after the Town Hall and help visitors.

To the right, you will see the front door to the Museum shop, which is the entrance to the Museum.



When you arrive at the Museum

The accessible entrance is another way into the Oxford Town Hall. You will need to use this entrance if you can't or don't want to use stairs.



This entrance is to the left of the main entrance. It is opposite Sainsbury's. You will move through three sets of doors. The first door is automatic. It will open towards you.



You will need to press a buzzer to be let in the second door. The buzzer is on the left hand side. Someone will open the door for you.



The third door is an automatic door. You will need to push a button on the right hand side to open it. The doors open towards you.

When you arrive at the Museum

You will move down a corridor that has offices on each side. The entrance to the Museum is at the end of corridor.



Sometimes this part of the Town Hall will be busy. There may be people waiting to attend or leave an event, like wedding. This area will usually be quiet in the morning when the museum first opens.

In front of you, you will see the front door to the Museum shop, which is the entrance to the Museum.



When the Museum is open, the large doors in front of you will be open. You can go through either of the doors. The lights will be on.

The Museum Shop

The Museum shop is brightly lit room. There are lots of things to buy in the shop. The shop is sometimes busy and noisy.

The shop till is the first place you will meet a member of Museum staff. This person will be stood behind the till, wearing a blue lanyard. They will say hello to you and welcome you to the museum.

On the shop desk, you will see a plastic holder with our gallery trails and a pot of pencils. You can take a gallery trail to try if you would like. You can get a sticker at the end.

Above the shop desk, you will see some backpacks hanging on the wall. These are our Museum Explorers back packs. You can borrow a back pack.



The Museum: Gallery One

The Museum starts behind some large glass doors in the shop. You can look into the museum before you go in. The Museum is darker than the shop. The cabinets have lights in to help you see the objects.



The first room of the Museum is called Gallery One. To get to Gallery One, you can move down four steps with a hand rail or use the platform lift.

You might see a member of staff or volunteer in Gallery One. They will be wearing a blue lanyard.



Ask a member of staff or volunteer to help you with the platform lift. The lift moves up and down when you touch a button on the inside of the lift. The lift will not move when you get on or off. The lift makes a noise as it moves but it is not loud.

The Museum: Gallery One

Before you move into Gallery One, you will see the listening stations to the left hand side. There are four listening stations, with four seats and four ear pieces.

If you hold the ear piece up to your ear, you will hear the stories of some famous people who have lived in Oxford. You may not have heard of them before! The ear piece plays automatically when you pick it up.

You can look at the cabinets in Gallery One in whatever order you like. There are lots of different kinds of objects in the cabinets. Most of the objects stay where they are and would be in the same place if you visit again.



The Museum: Gallery One

We have a dig pit at the front of Gallery One. This is to practice skills like digging and brushing, like an archeologist would. An archeologist is someone who studies the past. They might dig under the ground to find things that have been buried.

Anyone can have a go in our dig pit. Young children really like it, so you might find that it is busy and noisy. Sometimes you will have to wait to have a turn.

We have pretend soil in the dig pit. It is brown, squishy and soft. It is not cold or wet. If you would like to have a go, but don't want to touch the pretend soil, you could use the tools. These are there specially to help you dig carefully like a real archaeologist.



The Museum: Gallery One

We have a listening station called a Theater Jukebox. You can start the listening station by choosing a wooden post card. You will be able to hear the information that matches the post card if you put the headphones on.




We have one interactive in Gallery One. It is a touch screen and does not make any noise. You can find out information about Medieval Oxford on this interactive.



There is one bench to sit on in Gallery One. It is red and is covered in a soft squishy cushion.

The entrance to another room called Museum Makers space is at the back of Gallery One. Most of the time, it will be closed with a rope. If there is a special event, the rope will not be there. Ask a member of staff if you would like to find out about events.



The Museum: Library of Objects


You can move into Gallery Two from Gallery One. There are a set of doors that will always be open on the left hand side.

Before you move into Gallery Two, there is small room where the Library of Objects is. This is an interactive.

To get the Library of Objects to work, you pick up a plastic box from the shelves and place it on the table. There is a special place on the table for the box.

Once you have chosen an object and placed it on the table, you will see and hear a video of a person speaking. They will tell you about the object.


The person will speak loudly. You may be able to hear the person speaking from Gallery One or Two if another visitor is using the Library of Objects.



The Museum: Gallery Two

Gallery Two starts behind a glass wall. Gallery Two is smaller than Gallery One.

There is a shop counter called Cape's Counter on the right hand side. You can move behind the counter and pretend to serve customers. You can also try on the clothes. You might find the material tickly or itchy.



There is one bench to sit on in Gallery Two. It is red and is covered in a soft squishy cushion.



We have two interactives in Gallery Two. They are touch screens and do not make any noise, unless you lift the earpiece up. You can find out information about the Civil War and Entertainment in Oxford on these interactives.

You might see some 'Don't touch' signs in Gallery Two. We ask that you don't touch the objects to protect them from damage.



When you leave the Museum

There is only one way in and out of the museum. You will leave the museum through the same way you came in. If you are in Gallery Two, you will need to move through Gallery One again. You will need to move through the shop to exit.

If you need to leave through the accessible exit, you will move down the same corridor you came down.

When you leave, you will not need to ring the buzzer to open the second door.




Museum Makers space

The Museum has a special space called the Museum Makers. This is where we hold special events, like family crafts and talks for adults.

The Museum Makers is downstairs. You can get to it by using the stairs in Gallery One or the lift opposite the Library of Objects.

The room is more brightly lit than the Museum. There are places to sit, like chairs or comfy bean bags. There are also toilets on the same floor as the Museum Makers. You can find them by moving through the kitchenette.



Useful things nearby

There are no toilets in the Museum. The Town Hall have toilets. You can find these toilets to the right of the stairs in the Town Hall. The toilets have green doors.



You can not eat or drink in the Museum. The Town Hall has a cafe. The cafe is past the toilets.

There are other museums near the Museum of Oxford. They are called the Story Museum and Modern Art Oxford. They are 5 minutes away. The person in the shop can give you directions if you need them.

